

Challenger

MT800E SERIES TRACTORS

494–646 Max Engine HP | 460–600 Rated Engine HP



Challenger MT800E Series 494–646 Max Engine HP | 460–600 Rated Engine HP



Farming in the world's most demanding environments takes a strong will — and equally strong equipment. That's why we've designed an entire lineup of track tractors powerful and agile enough to tackle some of the:

- Widest fields
- Steepest hills
- Most adverse conditions
- Tightest planting and harvesting windows

All with the goal of optimizing your operation. Challenger has the track solution you're looking for, backed by an authorized dealer prepared to make downtime history.

Challenger





MT800E SERIES

CHALLENGER TRACK TRACTORS

Overview	4
Engine	6
Torque	7
Mobil-trac™ System	8
Transmission	10
Hydraulics	11
Cab	12
Access & Maintenance	14
Fuse®	16
Specifications	18
Dealer Support	20
AGCO Parts	20

THE INVENTORS ARE STILL AT IT

Considering a track machine? It just makes sense to get it from the people who perfected the track tractor. Our much imitated (but never duplicated) Mobil-Trac™ system delivers:

- Improved Yields
- Reduced Compaction
- Better Efficiency
- Increased Power to the Ground

MORE TRACTION.

The secret to our system is oscillating midwheels that maintain constant ground contact for unbeatable traction and a quality ride.

TREAD POWERFULLY.

MT800E Series machines feature AGCO Power™ 9.8 L and 16.8 L engines designed solely for the demands of agriculture. So you can power through tough tillage applications or demanding seeding applications with plenty of torque to spare.

WHAT MATTERS MOST.

Never content, our engineers build our track tractors with performance, comfort, ease of use and reliability in mind, making these models real standouts in their field.

Now trending

An updated, eye-catching design that is not only bold but smart, providing better air flow and easy access to service points.



ALL KINDS OF HORSEPOWER

No matter what your field conditions demand from you, the MT800E Series tractors are born ready. The incredible range of horsepower options make it the most multitalented and flexible track line-up in the industry.

MODEL	ENGINE	RATED ENGINE HP (KW)	PTO HP (KW)
MT845E	AGCO Power 16.8L	460 (336)	365 (272)
MT855E	AGCO Power 16.8L	500 (365)	400 (298)
MT865E	AGCO Power 16.8L	550 (403)	425 (317)
MT875E	AGCO Power 16.8L	600 (440)	425 (317)



MT800E SERIES
UP TO 600 ENGINE HP

TORQUE IT UP

MT800E Series engines have a superior torque curve with greater torque rise over a wider range of RPMs. In the field, that translates into:

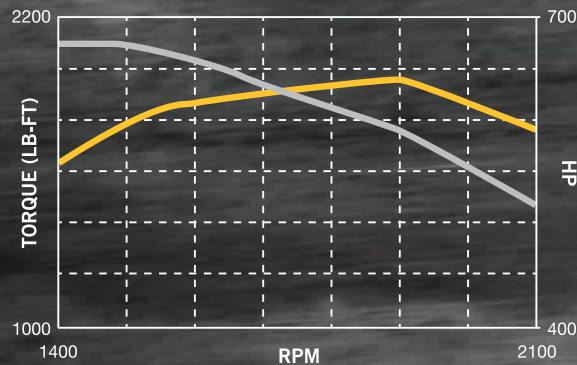
- **Unmatched lugging ability** = No need to downshift or raise the implement when the going gets tough
- **Operate at lower engine RPM's** = Savings on fuel and extended engine life
- **Power Management** = The power sweet spot for maximum efficiency

Designed specifically for ag applications, AGCO Power 98 and 168 engines deliver more horsepower and unmatched torque with greater efficiency — so you cover more ground with less fuel in less time.

Our twin and dual twin turbocharger systems offer excellent engine response and high torque rise at all engine RPMs. There is no need to wait for turbo lag thanks to our eWastegate which almost anticipates the boost needed.



MT800E SERIES



— Engine Power
— Engine Torque

A long, flat, sustainable torque curve gives you massive pulling power to pull through tough spots without stalling. High torque at lower RPMs equals better performance and efficiency.



POWER TO THE GROUND. WE INVENTED IT.

The MT800E Series tractors are definitely on the right track with our patented Mobil-trac system.

Unlike some competitors who simply retrofit their wheel tractors with tracks, we've engineered these tractors from the ground up to be track machines, correctly ballasted from the start for:

- More efficient transfer of power
- Maximum traction with minimum compaction
- A comfortable ride from sunup to sundown

PATENTED OSCILLATING MIDWHEELS

- Maximum track-to-ground contact for improved traction
- Reduced compaction for better yields

FRICTION DRIVE SYSTEM

- Large diameter rear drive wheel efficiently transfers the power
- Chevron design ejects debris and reduces slip

TRACKS THAT ADAPT

- Available gauge settings from 90"–128" and four track widths
- MT800E — 18"–36" track offerings, 3 versions w/chevron design



Smooth Turning

Our tapered track tread bars, hydraulically controlled drawbar and adjustable gauge setting help you turn your tractor with minimal soil disturbance.



Nothing's more cushy than Marsh Mellow®

High tech Marsh Mellow springs compress and expand to allow the hardbar to oscillate freely, significantly reducing vibration. The result is a ride that's smoother and far more comfortable than competitive airbag suspension systems.



THE BOTTOM LINE


Challenger's in-line drivetrain design gives you a more direct path from the engine to the transmission than competitors. That means minimal power is lost from the drivetrain to the driving tracks — and more is delivered to the ground.

CAT® POWERSHIFT TRANSMISSION

With updates to the CAT Powershift software, you'll immediately notice smoother shifting. Your tractor notices too, responding with more forward momentum and reduced power loss. Not only is this more efficient, it improves the ride. The result is less wear on a vital part of your tractor: the operator.

- Simple, intuitive transmission control lever with up/down shift buttons
- Exclusive Power Management automatically shifts gears to maintain ground speed and save fuel
- 16 forward gears provide up to 24.6 MPH to minimize transport time

In-line frame design maximizes efficiency of power transfer from the engine to the transmission for unmatched power to the ground.






PUTTING THE PRESSURE ON

Challenger steps up to today's demanding applications like air seeders and planters by greatly increasing the flow capacity of your hydraulics system.

85 GALLONS OF GO.

The MT800E Series maximizes efficiency with a second pump that kicks in only when the going gets tough. Upping the flow to 85 gallons per minute gives you the capacity to handle the most power-hungry hydraulically powered tools.



**UP TO
85
GAL/MIN
FLOW**

Up to 6 hydraulic remotes are at your command even when paired with our available 3-point hitch. These tractors are also equipped with a closed-center, load-sensing pressure-flow compensating (PFC) system and feature interchangeable valve couplers. Power Beyond comes standard, providing continuous full flow to the largest and most extreme implements.

The image shows the interior of a tractor cab from a driver's perspective. The steering wheel is in the center, featuring a silver ring and several control buttons. To the right, a large touchscreen display shows a graphical user interface with various icons and data. The dashboard and control panel are equipped with numerous buttons and a gear selector. The cab has large windows providing a view of a vast, golden-brown agricultural field under a cloudy sky. Two speakers are visible on the ceiling. The overall atmosphere is one of modern, comfortable machinery.

PLUG INTO COMFORT

We continue to advance the MT800E Series tractors with features designed to make work seem a lot less like work. In fact, you may want to live in this cab since it's loaded with innovation, high performance and amazingly entertaining features.

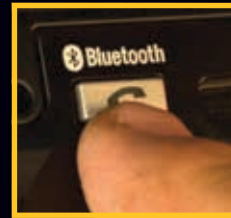
Climb into our Pinnacle View™ cab with panoramic 360-degree view, and settle into the deluxe vented-leather seat. Transmission, Hydraulic, 3-Point, and PTO controls are all located on the convenient and simple Tractor Management Center.



Long days? LED Lighting Package. This highly efficient, brighter and whiter option provides 6 rear facing cab lights and 2 side facing track lights that last longer, consume less power and are more durable than halogen lamps. That means better vision in adverse conditions, a safer working environment — less maintenance, too.



Stay connected with our Power Strip, Aux Input, and USB ports. Plug into the Power Strip with 6 three-pin outlets providing 12volt (30amp) power. Play your tunes with the 3.5mm Auxiliary Audio Input Jack for media devices. There's even a USB Charger to power or charge accessories. Now that's convenience.



Talk & drive. Keep your hands on the wheel — while you stay productive in the field — with our Bluetooth®-compatible Stereo Head Unit. Answer, talk on and hang up your phone or mobile device (or listen to music), all using convenient steering wheel controls.



Crank it up with this optional Kicker® Speaker System's amplifier, 4 speakers and subwoofer. Roll through your work day with the higher volume and better sound quality of this upgraded system.



Auto-Guide™ 3000 Advanced boosts efficiency in the field with satellite-assisted steering and optional touchscreen for even greater ease of use.

TMC Armrest

Industry-exclusive TMC (Tractor Management Center) armrest puts core functions at the operator's fingertips.

Seat Positions

Rotate 32 degrees from left to right for maximum comfort and versatility in the cab.



Seat Features

Leather heated and ventilated seat option maximizes operator comfort.



UPTIME MADE EASY

Everything about the Challenger MT800E Series is designed to keep you up and running, to include the:

- Easy-open hood for quick pit stops
- Easy-to-reach air filter and oil dipstick
- Pivoting 2-plane cooling package that's a breeze to clean
- 5 easy-access service points

For quick-fixes, use the optional air compressor to power pneumatic tools, clean out sprayer nozzles and inflate tires.



Engine air filter is conveniently positioned for easy removal.



Just pivot the front plane of the cooling package out of the way to remove debris from the second plane containing the radiator.



Engine oil can be checked and topped from ground level.

TECHNOLOGY THAT WORKS FOR YOU

FUSE TECHNOLOGIES

AGCO'S global precision farming initiative brings together and optimizes other AGCO technologies, including guidance, steering, telematics, diagnostics, application controls, yield metering, mobile apps and grain storage monitoring. To work smarter, learn more at www.AGCOtechnologies.com.



AGCOMMAND® FUSE CONNECTED SERVICES

This innovative service from your Challenger dealer delivers a new level of proactive equipment and operational support. Enabled by AGCO'S AgCommand telemetry tool, Fuse Connected Services optimizes performance by enhancing management of your fleet and individual assets. Eliminate guesswork with pre-populated service and maintenance intervals. Use machine performance analytics, prioritized alerts and theft recovery to minimize downtime. All accessed wirelessly via the web or a mobile device.



AUTO-GUIDE™ 3000

This integrated autosteering system uses satellite navigation, working seamlessly with your AGCO vehicle terminal to steer your tractor. It removes tedium and frees the operator to optimize settings and closely monitor work, reducing operator fatigue and adding accuracy as well as efficiency.



FUSE CONTACT CENTER

The Global Fuse Contact Center is a customer support resource open 24/7 to assist growers with setup, calibration and operational support for AGCO precision agriculture and machine communication. To find out more, visit www.AGCOtechnologies.com or call 1-877-525-4384.



MT800E Series

MT845E | MT855E | MT865E | MT875E

MODELS	MT845E	MT855E	MT865E	MT875E
ENGINE				
Type	AGCO Power™ 16.8L	AGCO Power™ 16.8L	AGCO Power™ 16.8L	AGCO Power™ 16.8L
Maximum ISO engine @ 1,900 rated RPM's – HP (kW)	494 (363)	536 (394)	591 (435)	646 (475)
ISO engine @ 2,100 rated RPMs – HP (kW)	460 (336)	500 (365)	550 (403)	600 (440)
PTO power @ rated 2,100 RPM's – HP (kW)	365 (272)	400 (298)	425 (317)	425 (317)
Peak torque @ 1,500 RPM's – ft. lbs. (Nm)	1,604 (2,176)	1,740 (2,360)	1,917 (2,600)	2,095 (2,841)
Engine torque rise	42%	42%	42%	42%
Number of cylinders / number of valves	12 / 48	12 / 48	12 / 48	12 / 48
Displacement – L (CID)	16.8 (1,025)	16.8 (1,025)	16.8 (1,025)	16.8 (1,025)
Aspiration	Dual twin turbochargers with eWastegate	Dual twin turbochargers with eWastegate	Dual twin turbochargers with eWastegate	Dual twin turbochargers with eWastegate
FUEL SYSTEM				
Fuel tank capacity – US gal. (L)	330 (1,250)			
DEF SYSTEM				
DEF usable tank capacity – US gal. (L)	30.5 (115)			
TRANSMISSION				
Type	Caterpillar® Powershift 16F / 4R			
Maximum speed – mph (kph)	24.6 (39.6)			
Steering	Caterpillar® differential steering			
GAUGE OPTIONS				
Type	Infinitely adjustable bar axle with smooth hardbar			
Standard – in. (mm)	90 – 128 (2,286 – 3,251)			

*Rated engine PS (HP ISO) per 97/68/EC at 2,100 engine RPM

MODELS	MT845E	MT855E	MT865E	MT875E
TRACK OPTIONS				
General ag tracks – in. (mm)	27.5, 30, 36 (698.5, 762, 914)			
Extreme ag tracks – in. (mm)	27.5, 30 (698.5, 760)			
Extreme application tracks – in. (mm)	18, 27.5, 30, 36 (457, 698.5, 762, 914)			
MOBIL-TRAC UNDERCARRIAGE				
Hardbar suspension	Two Marsh Mellow® springs			
Undercarriage suspension	Oscillating bogie system w/ suspended midwheels			
Hardbar oscillation	Stabilizer bar with 8° range of motion			
INDEPENDENT PTO				
	1,000 RPM, 20 spline, 1.75" (485mm) / electronically controlled (optional)			
ELECTRICAL SYSTEM				
Alternators / Batteries	2 – 150 amps / (4) 1,000 cca 12 V			
HYDRAULIC SYSTEM				
Type	Closed-center, pressure-flow compensated			
Std. pump flow – gpm (L/min)	58.1 (220)			
Opt. pump flow – gpm (L/min)	85 (321.8)			
Hydraulic remotes	4 standard / up to 6 optional			
Max flow at 1 remote – gpm (L/min)	37 (140)			
Maximum system pressure – psi (bar)	2,900 (200)			
3-POINT HITCH / DRAWBAR				
Std. 3-PT hitch – lbs. (kg)	19,500 (8,845)			
Std. wide swing drawbar / Opt. wide swing controlled drawbar	Roller type +/- 32° swing / hydraulic position controlled / dampening			
Drawbar capacity (std. CAT 5/ opt. CAT 4) – lbs. (kg)	12,500 (5,670) / 10,000 (4,535)			
WEIGHT				
Approx. shipping weight – lbs. (kg)	42,596 (19,321)			
Maximum operating weight – lbs. (kg)	55,913 (25,362)			



The Challenger logo is written in a stylized, cursive font in black on a yellow background.

MT800E SERIES TRACTORS

494–646 Max Engine HP | 460–600 Rated Engine HP

To learn more about the Challenger MT800E Series tractor or to find your local Challenger dealer, visit challenger-ag.us.

LOW-RATE, FLEXIBLE FINANCING

With competitive rates and easy terms, your Challenger dealer and AGCO Finance® offer great ways to buy, lease or rent your new machine. Visit agcofinance.com.

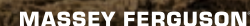
QUALITY PARTS

Genuine Challenger replacement parts are made to the same high standards as those used on the assembly line, so you can always keep your Challenger 1000 Series tractor running like new. Plus, they come with our industry-leading, one-year parts, six-months labor guarantee, when dealer installed. Visit agcopartsandservice.com/na/en_US/parts/brands/challenger.

AGCO ANSWERS

At AGCO, customer care isn't just a department, It's a commitment. We'll do our best to answer any question promptly, or put you in touch with someone who can. AGCO Answers (877) 525-4384 or agcoanswers@agcocorp.com.

For more than 25 years, in more than 140 countries worldwide, AGCO has been on a mission to become the single resource farmers can depend on for innovative, leading-edge thinking, equipment and technology. And, today, you know AGCO brands, even if you don't know the AGCO name. While AGCO equipment may not all share the same logo or same color, they all have one thing in common – the ability to help farmers be as productive and profitable as they possibly can be, regardless of the tasks at hand. agcocorp.com

The Challenger logo is written in a stylized, cursive font.The Fendt logo is the word "FENDT" in a bold, sans-serif font.The Massey Ferguson logo is the words "MASSEY FERGUSON" in a bold, sans-serif font.The Gleaner logo is the word "GLEANER" in a bold, sans-serif font.

©2017 AGCO Corporation. Challenger is a worldwide brand of AGCO Corporation. Challenger, Cat, Caterpillar, Auto-Guide and One-Touch Management System™ are trademarks of Caterpillar Inc. and used under license by AGCO. AGCO, AccuEngineering™, AccuDrive™, Accu-VT™, AccuTerminal™, AccuField Command™, AgControl, TaskDoc, AgCommand and Fuse are trademarks of AGCO. Novatel is a trademark of Novatel Inc. Trimble is a trademark of Trimble Navigation Ltd. Iridium® is a trademark of Iridium. MAN is a trademark of MAN. All rights reserved. CH17B003AG (06) 3 PD

AGCO may at any time, and from time to time, for technical or other necessary reasons, modify any of the data, specifications or warranty of the products described herein. Some equipment shown may be optional. Attention: Photographs in this publication may show protective shields and guards open or removed for the purposes of illustration. Be certain all shields and guards are in place during operation.